



# CGMG News

Publication of **CERA Gem, Mineral, & Glass Club**  
Member of **Corporate Employee Recreation Association**  
3300 Bryant Irvin Road, Fort Worth, TX 76109  
Volume XXV • Issue 12 December, 2023

**Interim Commissioner  
President**

Robert Reed  
robert.t.reed@lmco.com

**Vice-President, Programs**

Carmen Sorenson  
817-528-8297

**Vice-President,  
Field Trips**

Gina Koenig  
817-480-0569  
sf\_savematches@yahoo.com

**Vice-President, Education**

Brad Sigley  
817-797-9888  
bsidney25@yahoo.com

**Vice-President, Glass**

Felice Moreno  
felicemoreno@yahoo.com

**Newsletter Editor**

Colleen Reigh  
colleenreigh@att.net

**Secretary**

Jacque Brock  
jacque\_brock01@yahoo.com

*Gem, Mineral, & Glass*  
**CHRISTMAS PARTY**  
**Tuesday, December 12, 6:45 pm**

Our party will have meat selections provided, we are asked to bring side dishes to compliment the protein such as veggies, salads, and of course, desserts!

No need to sign up!

The party will take place in the Trinity Ballroom and include a personal gift exchange. If you would like to participate, please bring a tool or item (\$15-20 value) that would be useful to a fellow collector or maker.

**The Purpose of the CERA Gem Mineral & Glass Activity**

is to promote a spirit of fellowship among members and to promote popular interest and education in certain arts and the various earth sciences, in particular, those facets dealing with the arts of lapidaries, metals, glass, and jewelry and the sciences of minerals, paleontology, geology, and archeology.



## Commissioner's Report

Hello everyone!

This month's meeting is our annual auction! I know the club has a great collection of donated material to auction off. Do you have some rocks, slabs, cabs, glass, equipment, finished art or supplies you would like to sell? The November meeting is our live auction and the proceeds pay for our Christmas party. If you have anything you would like to sell you can set up and split the proceeds 50-50 with the club or if so inclined you can donate 100% to the club. We hope to have some great offerings this time around. The live auctions are always a lot of fun so bring

## Classes

We had a very successful year for our training classes. We were able to offer many classes that had not been offered for years. Thanks to all of our instructors. The satisfaction of helping others learn a new method or refresh themselves with an old skill that has gotten a little rusty is what keeps us teaching. Our club is unique because we have rock hounding, stone cutting, jewelry making, and glass crafting all in one club. Some members even combine jewelry making, stones, and glass crafting together to make very unique creations. We were able to provide the following classes this year:

Intro To Glass Studio - The beginning glass crafting class

Faceting 201 - Learning to cut an emerald cut stone

How to Use the New Casting Machine - An intro to the new casting machine that was recently purchased

Mold Making - Learning to make molds for wax injection to make waxes for casting

MetalSmithing 1 - Learning to work with metal

Big Saws Class - Learning to use the saws

Leaded Glass- Learning to work with glass and use the leaded method

your wallet or purse and do a little shopping for yourself and friends!

NOTE - to accommodate a CERA request our November meeting is in the Overlook meeting room on the second floor. If bringing heavy stuff there is an elevator.

I am happy to report the October Show went quite well and our vendors were happy with the amount of traffic we had. A super thanks to all who came out to help - it really made a difference and we have several new members as a result! Remember next month is our Christmas dinner! It will be held at CERA in the Trinity Ballroom.

Robert

Tufa & Cuttlebone Casting Workshop - Creating molds with Tufa and cuttlebones

Beginning Faceting 101 - Faceting a round stone

Keum Boo Workshop -

Orion 150 Welding Workshop - How to use the Tig welder

General Lapidary - Beginning lapidary class to cut cabochons

Lost Wax Casting - Using waxes to cast in metal

Several of the classes were taught more than once this year. Watch for our new classes starting in January or later to be announced soon. The Faceting 301 class will be offered next year and a more advanced cut will be performed. Possibly a princess cut or another more difficult cut will be taught. Other new classes are in work that have not been taught in years if ever at all. And remember to take our classes membership in our club is not required, however there is a membership discount. Also you need to be a member to work in the workshop with out an instructor. The Lost Wax Casting and the Faceting 201 classes are still in progress.

Once again thanks to all of our instructors.

Brad

# November 14, 2023 Minutes

Our President, Robert opened meeting and welcomed all. Our guests Brian Batson introduced himself along with new members Cindy and Kevin Guiles and Kelly Vaughan who talked about their interests.

He then stated there would be no auction as previously planned for the evening with the dismissal of Steve as Commissioner, he would be taking on the role as interim Commissioner until the board interviews replacement for position for the club. He then introduced Cole Hagar, Leisure Activities Chair from CERA Board of Directors and Chrissy Carter also a representative from CERA to explain what is going on with this mayhem. Cole then began to apologize for the abrupt inconsiderate way Steve was dismissed knowing he has supported the club many years. The BOD (Board of Directors) proposition for the club was unfulfilled for improving financial income for CERA. Their goals for our club were stated as the following: 24 classes be held during the year, pay for instructors, expense tracking and increased membership, which has not happened. Because they are non-profit and not subsidized by any local corporation, they want our membership headcount to be pre-covid numbers. The budget was also due to the BOD in Oct which has not happened. The problem is that there were no numbers presented to us during the evening so that left us confused and the members felt like a non-profit was asking for more profit.

Here are the points the membership brought up to CERA reps: 1. Room size was mentioned not to be ample and too tight on space. 2. Non-working and antiquated equipment is in shop. 3. Advertisement and media for the club is inadequate by CERA. The public doesn't know we exist and we are left out of media importance. 4. A formal apology to Steve is felt needed by David Rapisand, in lieu of Steve's request for no further correspondence. 5. Written directions for future Commissioner so he/she knows what is expected. 6. Instructors needed 7. Question on what % to increase needed in membership. 8. Problem with LM and visibility of club, as well as other corporations. 9. Term Limits on Commissioner position suggested. 10. Commissioner needs to do a yearly report. 11. Instructors pay was decided not to be wanted from our membership. 12. A Grow Committee was established and met many times to look at ways to help club. One resounding fact is that the club is invisible on the website. 13. Members are unaware of our by-laws and CERA bylaws. Need copies of them. The board has met twice to work on updating them and will disseminate to all ours and if CERA's are available they will also be shared to those interested. 14. A committee

quickly formed and spent hours on forming classes for summer children's activity which didn't get on website in a timely manner from CERA. 15. The BOD doesn't have clear communication of the job of Commissioner position. The secretary read the position description in our by-laws for reference. 16. Members stated the previous focus was on sports by CERA. 17. How should we increase income? 18. A website was suggested to make the public aware of the club. There is also confusion about who we are to the public as Fort Worth Gem and Mineral Club was contacted thinking they were us. 19. Budget – again no target numbers defined by CERA rep. 20. It is cumbersome to sign up for classes on website. Non-profit limits non-employees to sign up. 21. The cover page on website needs to show more than sports images. Possibly a rotating picture of all activities. Visibility is key. 22. Diversify BOD so that all are not LM. 23. The cost of membership has jumped dramatically and is not similar to other clubs to entice new members as it is so pricy. 24. Request a formal apology from the Board with respect for Steve. 25. Need more communication between us and the board. 26. Summarize for club BOD requirements. 27. Club is hidden. Members could use social media to increase awareness of the club. 28. Request the BOD visit once a year to increase communications. 29. How does BOD track expenses? 30. Why is there a problem if our expenses are less than our income? 31. Were all clubs notified of budget issues? 32. This club has value because of our equipment and new facilities. 33. Money money money seems to be the goal of the BOD. Yet this is a non-profit? We don't understand.

34. Robert will share the budget when completed. 35. Trust is a factor. 36. BOD review. 37. If classes are needed and main instructor Paul is gone now, how can we rebound from loss? Tools are needed in lab and instruction will need to be broken down to more basic single skills since our master instructor has left.

After ample discussion by the members and CERA representatives Cole stated the need to increase income by increasing membership and adding instruction.

Cole and Chrissy were thanked for their time and discussion continued by membership about this.

Robert, reminded membership about the Dec 12 meeting being a holiday party in the Trinity Ballroom with meat being supplied by the club. Come at 6:30-6:45 and bring a dish to share and a gift for the gift exchange value under \$20 if interested to participate. The meeting then adjourned.

Respectfully submitted, Jacque Brock, Secretary.



# ShopTips

## TEMPLATES

Whenever I have to make more than 2-3 exact copies of a sheet metal component, I think of making a template. Templates let me easily draw the shape of an item to cut out.

Art stores or online sources like [cooltools.us/](http://cooltools.us/) and [kingsleynorth.com/](http://kingsleynorth.com/) sell templates for common shapes like circles, ovals, hearts, etc. but for nonstandard shapes, I make my own out of a scrap of sheet plastic or sheet metal. My preference is brass. I carefully lay out the shape using a steel ruler, a set of dividers, a scribe, and a fine center punch.

One example is the brass template in the pic below that let's me quickly trace the design of ginko leaf earrings onto silver sheet. Another is the nickel template which makes it easy to drill a pattern of holes for pin inlay into wooden handles.



## TESTING FOR SILVER

Often you need to identify some of those unknown "silvery" pieces of metal in the bottom of the toolbox or some piece of old jewelry that is not hallmarked. Is it silver or is it something else?

Of course, if you need to know exactly what you have, it's best to send your metals off for refining. But inexpensive silver testing solutions can be used to help distinguish higher silver content alloys from alloys that have the same appearance but with little to no silver content, like German Silver or Nickel.

I purchased a half-ounce bottle of JSP Silver Testing Solution #GT41. It's not a rigorous analytic test, but it lets you know if you're on the right track. And it's inexpensive. Mine was only \$3.

With a fresh solution you have an instant reaction after applying it to the metal being tested. The procedure is simple - apply a small drop and watch for a color change. Note that the acid will leave a slight mark, so choose a spot that is out of the way or will be easy to polish.

If you suspect the object is silver plated, you should file a little notch somewhere inconspicuous to expose what metal is below the surface. Otherwise, all you test will be the surface plating.

Here's the reaction I got when testing various materials:

- . Fine silver . . . . . Red/Orange
  - . Sterling silver . . . . . Brick Red
  - . 80% silver 20% copper . Dark red changing to gray
  - . Brass . . . . . Yellow changing to blue
  - . Nickel . . . . . Gray-green
  - . Copper . . . . . Yellow changing to blue
  - . Steel . . . . . Black
  - . Stainless Steel . . . . . No color change
- |                       |                           |
|-----------------------|---------------------------|
| Fine silver           | Red/Orange                |
| Sterling silver       | Brick Red                 |
| 80% silver 20% copper | Dark red changing to gray |
| Brass                 | Yellow changing to blue   |
| Nickel                | Gray-green                |
| Copper                | Yellow changing to blue   |
| Steel                 | Black                     |
| Stainless Steel       | No color change           |


Caution - If you do any of this testing, know that you are handling a reasonably strong acid. The GT41 label says it includes nitric acid and potassium dichromate.

Wear safety glasses. Do not get any testing solution on your skin. Use a solution of baking soda and water to neutralize acid. Wash and clean up well when done.

Making jewelry involves a multitude of skills, intricate hand work, and a lot of problem solving. In this series Books in this series help to: • Broaden your metalworking skills • Improve productivity at the bench • Save money on tools and supplies. you'll find hundreds of low cost and really practical tips and techniques that the author uses in his work and teaches in his classes and workshops. <http://amazon.com/dp/B0BQ8YVLTJ>

*continued on next page*


## Smart Solutions For Your Jewelry Making Problems



Pick Up Your Copy on Amazon  
BradSmithJewelry@gmail.com

### The Reluctant Farmer of Whimsey Hill

is a true, warm, and often funny love story of my early marriage and dealing with my wife's quirky animals on a rural Virginia farm. Sometimes it seems like everything with four legs is out to get me. Brad Smith



The Reluctant Farmer makes a great




### Web and Email Addresses

<https://www.facebook.com/groups/CowtownGMG/>

[CowtownGMG@groups.facebook.com](mailto:CowtownGMG@groups.facebook.com)

<http://cera-fw.org/gem-mineral-glass/home/newsletter>



## Gem and Mineral Shows January 2024

**20-21—FREDERICKSBURG, TEXAS:** Annual show; Fredericksburg Rockhounds; Ladybird Johnson Park (Pioneer Pavilion), Hwy 16 South; Sat. 9-6, Sun. 10-4; Free Admission; Email: [hcgms20@gmail.com](mailto:hcgms20@gmail.com); Website: [fredericksburgrockhounds.org](http://fredericksburgrockhounds.org)

**26-28—TYLER, TEXAS:** Annual show; East Texas Gem & Mineral Society; Tyler Rose Garden Center, 420 Rose Park Drive; Fri. 9-5, Sat. 10-6, Sun. 10-5; Adults \$7, Students \$3, Children 6 and under free; Website: [www.ETGMS.org](http://www.ETGMS.org)

### AREA CLUBS

**Fort Worth Gem & Mineral Club**, 3545 Bryan Ave, Fort Worth, TX; fourth Tuesday of the month at 7:30.

**Arlington Gem & Mineral Club**, 1408 Gibbins, Arlington, TX; first Tuesday of the month at 7:30.

**Dallas Gem & Mineral Society**,

American Legion Hall, Suite 105, 10205 Plano Road, Dallas, TX; third Tuesday of month at 7:00.

**Dallas Paleontological Society**, Brook-haven Geotechnology Institute, 3939 Valley View Lane; second Wednesday of the month at 7:30.

**Oak Cliff Gem & Mineral Society**, South Hampton Community Hospital,

2929 Hampton Rd, Dallas, TX; fourth Tuesday of month . at 7:00.

**Dallas Bead Society**, The Point at CC Young, 4847 W. Lather Dr., Dallas, TX; first Saturday of month at 10:00.

**Pleasant Oaks Gem & Mineral Club**, Garland Women's Activities Bldg, 713 Austin, Garland, TX; first Tuesday of month at 7:30.