



CGMG News

Publication of **Cowtown Gem, Mineral, & Glass Club**
 Member of Corporate Employee Recreation Association
 3300 Bryant Irvin Road, Fort Worth, TX 76109
 Volume XXI • Issue 5 • May, 2019

Commissioner

Steve Shearin
 (work) 817-777-1997
 (cell) 817-733-5368

President

Tina Owens
 940-433-5554

Vice-President, Programs

Carmen Sorenson
 817-731-8297

Vice-President, Field Trips

CJ Wright
 505-239-5711
 cjzwright@icloud.com

Vice-President, Education

Brad Sigley
 817-797-9888
 bsidney25@yahoo.com

Vice-President, Glass

Sunshine Chair

Tina Moore
 tinamoorepac@yahoo.com

Newsletter Editor

Colleen Reigh
 colleenreigh@att.net

Secretary

Jean Fox
 naturalcreations1@att.net



Stephanie

, the new owner of Merry-Go-Round Stained Glass, enthusiastically agreed to visit our club and share her goals and aspirations for the store. She would like to tell us about her vision for the future of the store, as well as what she will be able to offer the glass working community of this area.



Please support Stephanie with your presence.



DeVika—a good friend



May 14, 2019

6:45 Social Time

7:00 Meeting

BENCH TIPS

Sanding Disks

One of my favorite flexshaft tools that saves a lot of time is the snap-on sanding disk. I mainly use the medium and fine grits but sometimes like the very fine ones sold for working with platinum.

Ordinarily, you'd think of placing the disk on the mandrel with the grit side facing away from your hand, but notice that you end up with your elbow up in the air. Instead, try flipping the disk so that the grit side is towards your hand. It's a much more comfortable position because the elbow is down near your side, and it lets you hold the work up close where you have a better view of what you are sanding.

I use these snap-on disks so frequently that I keep multiple mandrels with different grits already mounted in the bur stand. Some mandrels have the grit facing out and some facing in.


Easier Prong Setting

When setting stones in a prong mount, the tool is less likely to slip off the prong if you grind a groove into its face or rough up the face a bit with sandpaper. Some folks prefer a prong pusher for doing this, and others like a set of pliers.

The easiest way to create a slot on the pusher is with a file, and the easiest way to create a slot on one jaw of your pliers is with a cutoff wheel. Then do a rough polish on the slot with a medium grit, knife-edge silicone wheel.

Be More Productive With Brad's "How To Do It" Books

[Amazon.com/author/bradfordsmith](https://www.amazon.com/author/bradfordsmith)



Classes

The following classes are in progress or planned:

Gem Mineral & Glass Monthly Meeting-
Tue May 8, 2018 6:30 PM

Enameling 1 Wed Apr 24, 2019 6:30 PM

General Lapidary- Thursday Apr 25, 2019
7:00 PM

Broom Casting Workshop- Sat May 4, 2019
10:00 AM

Intro to Glass Studio Sunday May 5, 2019
2:00 PM

Morton System/Tile Saws- Tue May 7, 2019
6:30 PM

Gem Mineral & Glass Monthly Open Shop-
Sun May 26, 2019 2:00 PM

Intro to Glass Studio Sunday Jun 2, 2019
2:00 PM

Gem Mineral & Glass Monthly Open Shop-
Sun Jun 30, 2019 2:00 PM

Intro to Glass Studio Sun Jul 7, 2019 2:00 PM

Gem Mineral & Glass Monthly Open Shop-
Sun Jul 28, 2019 2:00 PM

Intro to Glass Studio Sunday Aug 4, 2019
2:00 PM

Gem Mineral & Glass Monthly Open Shop-
Sun Aug 25, 2019 2:00 PM

Intro to Glass Studio Sunday Sep 1, 2019
2:00 PM

Gem Mineral & Glass Monthly Open Shop-
Sun Sep 29, 2019 2:00 PM

Intro to Glass Studio Sunday Oct 6, 2019
2:00 PM

Gem Mineral & Glass Monthly Open Shop-
Sun Oct 27, 2019 2:00 PM

Intro to Glass Studio- Sunday Nov 3, 2019
2:00 PM

Gem Mineral & Glass Monthly Open Shop-
Sun Nov 24, 2019 2:00 PM

Intro to Glass Studio Sun Dec 1, 2019 2:00

Brad

Cutting Circles

The first step in cutting out a circle of glass is to score around the edge of the circle as tightly and evenly as possible or use a circle cutter to score the glass, starting and stopping as indicated by the arrow in diagram A below. Then, score the 5 break lines, starting with score 1 which extends from one edge of the sheet of glass to the other. The remaining scores each start at the scored circle and continue to the edge of the glass such as in the diagram. It's important to make your scores in sequence (1 through 5).

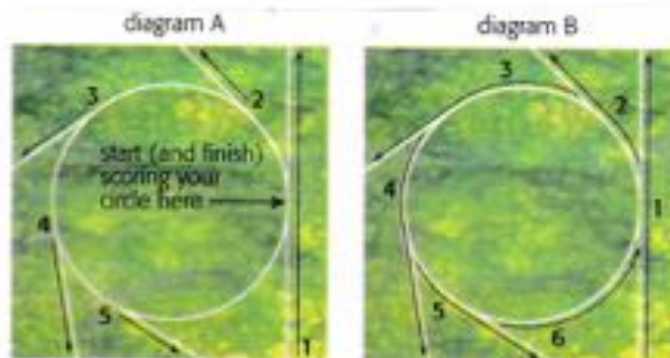
The breaking sequence is also very important, as is the direction of the break. Follow the direction of the arrow as shown in diagram B below.

Break off score line 1 first, removing the strip from the edge of the glass.

Then break off score lines 2 through 6 in numerical order.

When through breaking all the score lines, grind the edges of the glass to remove any imperfections from the circle.

In the glass shop we have two circle cutters, one for small circles and the other for larger circles. Scoring the glass with one is just a matter of learning how to use the device. If you would like help with this, please just ask me and I will show you how!



Hi from the Glass Shop

Hope you are having a good spring, and all your glass crafts are turning out just like you want them! We have a whole slate of classes and “open shop times” on the schedule, but no one is taking advantage of the opportunities. Are you still alive out there?!! Help me to help you determine what exactly you need from us as a glass club. Is it more or different classes? More fun shop times? Please let me know so we can have participation by you, our members!

Tina Moore, VP of Glass

COMMISSIONER'S REPORT

Hello All!

Following an Executive Committee meeting one year ago we announced several changes to make our monthly meetings more fun and engaging. I think most would agree these changes have really helped to accomplish that goal. A short re-cap of the changes:

Meet at 6:45 and allow 30 minutes for socializing.

Remove most of the desks and tables from the room so it is easier for folks to mingle.

Stump the Experts? Do you have a rock or fossil you cannot identify? Or do you just want to challenge our experts? We encourage you to bring it in and let us do our best to identify it for you.

Show Off! Finished a glass, jewelry, or lapidary

Comissioner's Report

project recently? Find some great specimens? Bring'em in and let us have a look-see.

Monthly Contest! Bring in your items for "expert" and "popular" votes and be entered in a drawing for a \$50 gift certificate at the annual Christmas dinner.

May – Stained Glass Item under 8" x 10"

June – Finished jewelry piece incorporating material collected on a field trip

July – Facets – stone you have faceted, any material

August – Jewelry - Fused or Slumped Glass worked into jewelry

September – Mineral Specimens – purchased or found

October – DOUBLE DOWN, 2 Contests this month:

You can enter both! 1. Jewelry – Any item, No Limits except was made by you in 2018. 2. Glass – Any item, No Limits except was made by you in 2018

November – none, club Auction

December – none, Christmas/Holiday Dinner & Awards

We also announced end of the year rewards to encourage Instructors and Lab Hosts to donate their time and skills.

If you see opportunities for improvement or have new ideas for consideration, please contact the appropriate

club officer so they can bring it to the next Executive Committee meeting. As I have mentioned in the past we really need folks to step up and help our Instructors either by teaching a 'basic' course or assisting an Instructor teach so you can get your feet wet. Thanks to those who have responded!

We are almost halfway through the year and I want to take a moment to thank all of our club officers for the fantastic job they are doing! I'm sure many of you have enjoyed Carmen's efforts to develop some really fun and interesting programs, the detailed 'meeting minutes' Jean has been providing which are a great resource when you forget a detail or date mentioned in the meeting, Brad's work to populate upcoming classes online and reach out to Instructors for more, Robert's upkeep of the shop, C.J.'s fun roster of field trips, and of course the wonderful newsletter we look forward to each month facilitated by Colleen. And that's just naming a few. A lot of volunteers work quietly throughout the month making our club engaging and our shop operable and safe. YOU might take a moment to thank them as well! ☐

See you at the meeting,

Cheers, *Steve*

Field Trip to McGregor, TX

Purpose: To collect TURRITELLA and attend the Waco Gem & Mineral Show. This trip is led by Billy Proffitt and we have recovered some wonderful pieces here in the past. This trip is open to anyone interested in joining – you do not have to be a club member.

Date & Time: Saturday May 4th, 10:00am

Please RSVP to cera.fieldtrips@gmail.com

Cost: No cost to hunt. Park entrance fee of two dollars to have picnic lunch

Location: Near Waco, Texas.

Meeting Place: 10am at Don Citrano's Coffee Shop Café, 1005 George W. Bush Parkway (Hwy. 84), in McGregor, near Waco...arrive early and enjoy breakfast!

Background: The hunt will take approximately two hours. All rockhounds are then invited to bring a picnic lunch and enjoy each other's company at Mother Neff State Park which is nearby, followed by an optional trip

to the Waco Gem & Mineral Show located at Extraco Events Center, Creative Arts Building, 4601 Bosque Blvd, Waco, Texas..

Preparations: Participants should supply all rockhounding and essential gear. Pry bars are extremely useful on this trip. The area we'll be collecting in is grassy and hilly, so durable clothing such as jeans and hiking boots and leather gloves are suggested. There is always a possibility of encountering snakes, so be sure to keep children close to the hunt area and it would be best if they wore high top boots of some kind. Insect repellent is also recommended as there is sometimes a problem with ticks. Bring a hat for sun/rain protection and also a raincoat or poncho just in case. Be sure to bring buckets to carry your treasures home.

Important Note: This time of year, weather could be a problem. Check the weather and if you have any questions, you can call Billy to confirm the trip is a go at 817-295-2132. If you need to contact Billy on May 4th, call the cell phone at 682-365-5517.

April 9, 2019 Meeting Minutes

Cowtown Gem, Mineral, and Glass Club General

The meeting was called to order at 7:15 PM by Carmen Sorenson in the absence of Tina Owen and Steve Shearin. She recognized visitors Wayne and Libby Barrick as well as Al Buchrucken. The Barricks indicated they had joined as new members.

Announcements by Carmen for Commissioner Steve Shearin

- Reminder about the CERA room policy. If CGMAG members refer people to the CERA meeting rooms and they book, club gets a 10% referral fee, but they must reference “rockhounds” when making their reservation. Room rates are online.
- Reminder of the monthly contests – we need more competition. Remember it is also posted in the newsletter for reference.

Classes

Brad reported that most classes are now loaded thru the year on the CERA website. Classes will also be noted in the newsletter. There are several new classes available and there were flyers at the meeting for attendees to pick up. Let Brad know if there are special requests for classes.

Field Trips

C.J. reported:

- Reported on the Mason County trip. A few small pieces of topaz were found. Spent two days on the Lindsay Ranch and one on the Bar M. On Sunday, Frank took everyone to the serpentine pit and there were some nice pieces picked up there. There was a stop at Baby Head’s Cemetery where some Llanite was found.
- A trip to the Arkenstone Gallery is scheduled for April 17 in Richardson. This gallery is available only by appointment. Several people have offered to carpool and Trisha Dianne and Janice Burns being two of them. Seven to eight people are signed up but can accommodate up to 20. A few people have requested a Saturday

tour. Need to be at the gallery by 10:30 AM.

- She attended another club meeting in OK because she happened to be there. They agreed to share field trip info with us.
- April 27 – OK club will have a trip to the Sam Noble Museum in Norman, OK. Info later.
- May 18 – OK club will have a trip to the Cay Spring Park – more info later. (Will be looking for druzy quartz on this one.)

Billy reminded everyone that he will be leading another turrutella trip in May to coincide with the Waco show.

Newsletter

Colleen reminded everyone that she needs articles and photos to publish; want ads are free for members. The deadline for submittals to her is one week prior to the next monthly meeting. She has received some returns on yahoo mail accounts so please check to see if you are getting the emails.

Glass Crafters

Tina Moore reported the next class will be April 22 at 6:30 PM on the use of the big kilns. She will have clear glass available, but participants will need to bring colored glass to work with. She has the classes pretty much figured out for the whole year so watch the newsletter.

Sunshine News

Tina Moore reported there was nothing.

Shop Maintenance

Robert Reed reported the Feb. shop clean up went well with around 15 helpers showing up and he gave a hearty thank you to those who helped. If you have something to report about the shop, please use the white board.

Program

In lieu of an April program the club held an auction to raise money.

Carmen reported that the May program will be a visit from the new owner of Merry Go Round Stained Glass Shop. We need to welcome her and support her.

Business Meeting adjourned at 7:40 p.m. and the auction began.

Minutes taken, typed, and submitted 4/13/2019:

Jean Fox

Big Saw Experts: contact one of these folk if you need to use the 24" or the 36" hydraulic saw:

Victor Sedinger, victorsedigner@gmail.com

817-726-2433

Janice Craddock, jmc2356@yahoo.com

Jack Reigh, jack_reigh@icloud.com 817-249-3095

Paul Smith, gldslngr@yahoo.com 817-733-5369

Steve Shearin, steve.l.sherin@lmco.com

817-777-1997

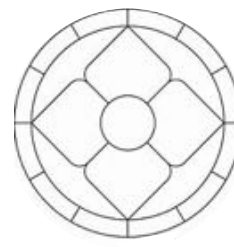



La Donna Stroud, 817-781-5324

Web and Email Addresses

• <https://www.facebook.com/groups/CowtownGMG/>

• CowtownGMG@groups.facebook.com

• <http://cera-fw.org/gem-mineral-glass/home/newsletter>



GEM & MINERAL AND BEAD SHOWS

May 2019

4-5—WACO, TEXAS: Annual show; Waco Gem And Mineral Club; Extraco Events Center (General Exhibits Building), 4601 Bosque Blvd; Sat. 9-6, Sun. 10-5; \$5 for anyone over the age of 10, and \$1 for children 10 and under; 59th annual show; contact Alison Redding, (254) 707-1341; Email: Alison.redding@ctxwifi.net; Website: <https://www.wacogemandmineral.org>

25-26—FORT WORTH, TEXAS: Annual show; Fort Worth Gem and Mineral Club; Will Rogers Memorial Center, 3401 W. Lancaster; Sat. 10-6, Sun. 10-5; adults \$5, seniors, students, and military personnel \$4, and free admission for children 16 and under; contact Janice Craddock; Email: fwgmc.info@gmail.com; Website: www.fortworthgemandmineralclub.org

June 2019

1-2—LUBBOCK, TEXAS: Show and sale; Lubbock Gem and Mineral Society; Lubbock Memorial Civic Center, 1501 Mac Davis Ln.; Sat. 10-6, Sun. 10-5; adults \$4, seniors \$3, students (6-12) \$2, free admission for children 5 and under; ; Email: walt@lubbockgemandmineral.org; Website: www.lubbockgemandmineral.org

6-9—AUSTIN, TEXAS: Show and sale; Natures Treasures of Austin; Norris Conference Center, 2525 W Anderson Lane , Ste 365; Thu. 10-6, Fri. 10-6, Sat. 10-6, Sun. 10-5; General admission day pass \$15, general admission day pass and lecture \$20; general admission all four day, \$60; general admission for four days and lecture \$70; VIP full access all four days, \$120; International Exposition of Agate presents speakers, exhibitors, more than 30 vendors from around the world, author book signing, live auction, and activities for children; Email: austinagates@ntrocks.com; Website: <https://ntrocks.com/international-exposition-of-agate>

29-30—GRAPEVINE, TEXAS: Annual show; Arlington Gem and Mineral Club; Grapevine Convention Center, 1209 S. Main St.; Sat. 9-6, Sun. 10-5; Adults \$6, seniors and children over 12 \$5, free admission for children under 6, boy and girl scouts in uniform, and active and retired military with ID ; Vendors selling artisan and fine jewelry, gemstones, geodes, minerals, rough cut polished rocks, petrified wood, fossils, demonstrations, and activities for children; contact Amy Kubes, 1408 Gibbins Rd., Arlington, TX 76011, (817)

AREA CLUBS

Fort Worth Gem & Mineral Club, 3545 Bryan Ave, Fort Worth, TX; forth Tuesday of the month at 7:30.

Arlington Gem & Mineral Club, 1408 Gibbins, Arlington, TX; first Tuesday of the month at 7:30.

Dallas Gem & Mineral Society,

American Legion Hall, Suite 105, 10205 Plano Road, Dallas, TX; third Tuesday of month at 7:00.

Dallas Paleontological Society, Brookhaven Geotechnology Institute, 3939 Valley View Lane; second Wednesday of the month at 7:30.

Oak Cliff Gem & Mineral Society, South Hampton Community Hospital,

2929 Hampton Rd, Dallas, TX; forth Tuesday of month . at 7:00.

Dallas Bead Society, The Point at CC Young, 4847 W. Lather Dr., Dallas, TX; first Saturday of month at 10:00.

Pleasant Oaks Gem & Mineral Club, Garland Women's Activities Bldg, 713 Austin, Garland, TX; first Tuesday of month at 7:30.